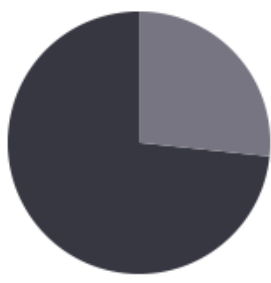


## Executive Pay at Public Skilled Nursing Companies in 2017

### Operators

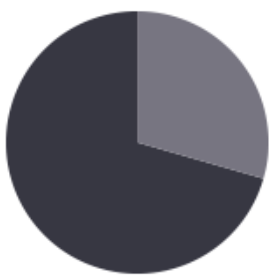


**Chris Christensen**  
Ensign Group, CEO/President

TOTAL COMP  
\$1,838,660

BASE SALARY  
● \$490,483

ALL OTHER COMPENSATION  
● \$1,348,177



**Kelly Gill**  
Diversicare Healthcare Services, CEO/President

TOTAL COMP  
\$1,738,236

BASE SALARY  
● \$515,100

ALL OTHER COMPENSATION  
● \$1,223,136



**George Hager Jr.**  
Genesis Healthcare, CEO

TOTAL COMP  
\$1,359,512

BASE SALARY  
● \$888,908

ALL OTHER COMPENSATION  
● \$470,604



**Stephen Flatt**  
National Healthcare Corporation, CEO

TOTAL COMP  
\$1,107,966

BASE SALARY  
● \$144,528

ALL OTHER COMPENSATION  
● \$963,438

### REITs



**C. Taylor Pickett**  
Omega Healthcare Investors, CEO

TOTAL COMP  
\$5,983,244

BASE SALARY  
● \$765,000

ALL OTHER COMPENSATION  
● \$5,218,244

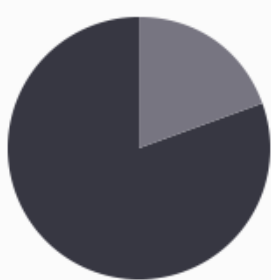


**Rick Matros**  
Sabra Health Care REIT, President and CEO

TOTAL COMP  
\$4,829,775

BASE SALARY  
● \$850,000

ALL OTHER COMPENSATION  
● \$3,979,775



**Wendy Simpson**  
LTC REIT, Chairman/President/CEO

TOTAL COMP  
\$3,446,213

BASE SALARY  
● \$675,000

ALL OTHER COMPENSATION  
● \$2,771,213



**Greg Stapley**  
CareTrust REIT, Chairman/President/CEO

TOTAL COMP  
\$3,144,206

BASE SALARY  
● \$495,000

ALL OTHER COMPENSATION  
● \$2,649,206